


**NEW !**



## Axial Fans M 130 Series

- Belt drive axial fans.
- Suitable for poultry, pork and greenhouse applications.
- Air flow from 39.270 to 47.470 m<sup>3</sup>/h.
- Power consumption 1.650w.
- 3ph electrical motor 230-400v / 50Hz.
- For standard applications the 3 blade version of this fan is used. However, for higher pressures (from 60-100Pa) a 5 blade Multifan 130 is available.
- In combination with the digital climate control units (Microtronic, Master-1, AEW, Frelink-4f) we can control the humidity, temperature and ventilation.
- Speed controllers, pages 186-202.

*Suitable for poultry, pork and greenhouse applications.*

M 130 Series										
Type	Power W	Air flow m <sup>3</sup> /h							Wings Number	Price
		0 Pa	20 Pa	40 Pa	60 Pa	80 Pa	90 Pa	100 Pa		
M 130 3	1.650	45.600	41.370	37.030	30..940	-	-	-	3	⌘
M 130 5	1.650	39.270	36.360	33.410	29.300	26.010	23.790	21.600	5	⌘
M 130 cone 3	1.650	47.470	43.930	39.590	-	-	-	-	3	⌘
M 130 cone 5	1.650	42.570	39.580	36.450	33.290	28.450	25.410	-	5	⌘



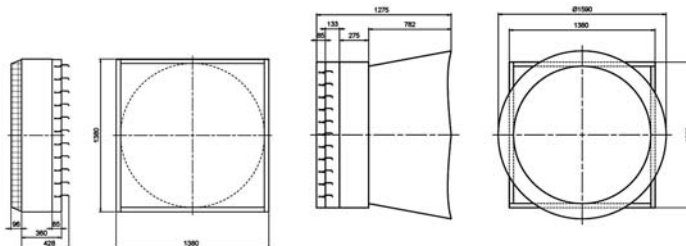
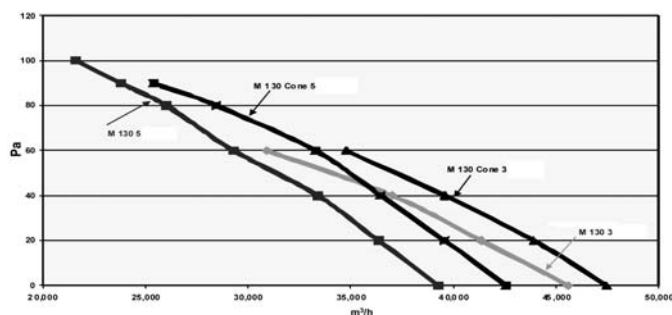
- The metal casing and the integrated, aerodynamic construction inside the fan create a strong unit.
- The smooth connection of the blades to the compact pulley construction and the diagonal supports take care of a further stability in the fan concept.
- Each material is chosen to perform consistently for a long period of time: the non-corrosive attachments, the aluminium pulley and the highly protected impellers are some of the examples.
- All materials are chosen to withstand the aggressive climates.



- During the cleaning it is more than worthwhile that all necessary handlings can be finished quickly and accurately between flocks. The wire guard of the Multifan 130 can be opened and hinged to either side. All the 4 corner covers open up together with the removal of the guard. The covers already prevent most dust collection and any remaining parts can be removed quickly.



- The cone fan, with shutter on the inside, provides further possibilities for increasing the airflow capacity.



### Accessories



Page 202



Page 202



Pages 187-188



Page 202



Page 198



Pages 198-199